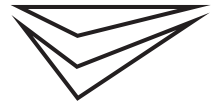


# Technical supplement

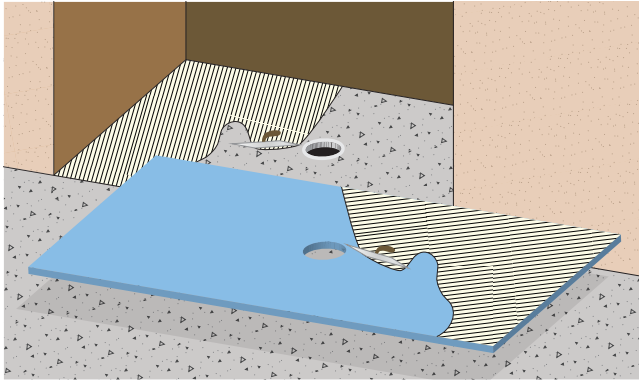
MULTIPANEL



## Shower Base System 'Concrete Set Down'

### Step 1

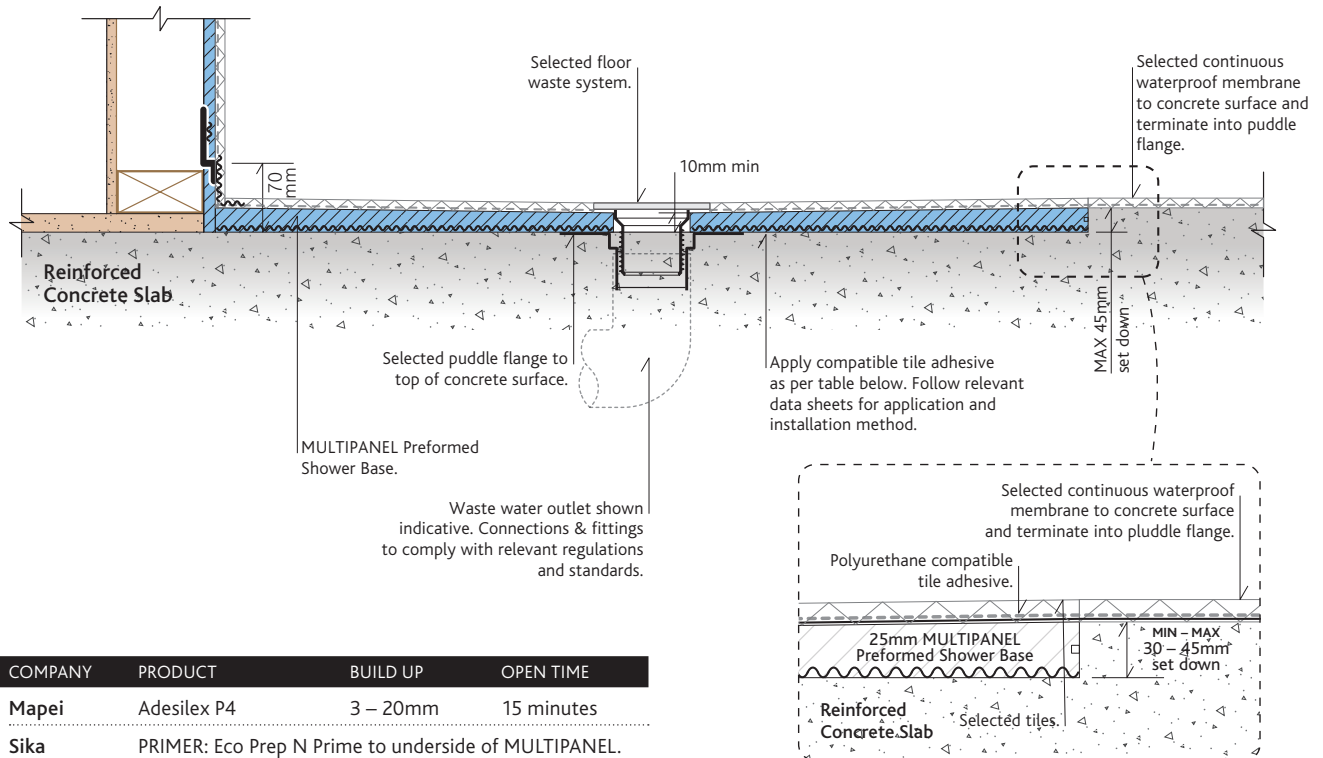
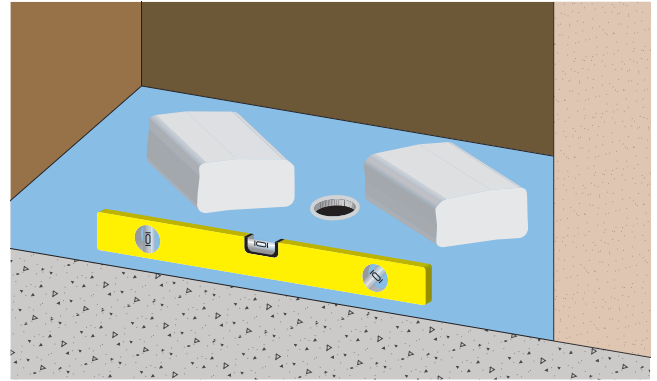
Trowel in relevant tile adhesive into shower base set down and build up to achieve level surface.



### Step 2

Place base into rebate and fit into adhesive ensuring the base remains level.

Apply weight evenly across the base while adhesive cures.



COMPANY	PRODUCT	BUILD UP	OPEN TIME
Mapei	Adesilex P4	3 – 20mm	15 minutes
Sika	PRIMER: Eco Prep N Prime to underside of MULTIPANEL. Then any Sika or Davco tile adhesive to meet required build up.		
Kerakoll	BIOGEL NO LIMITS	2 – 15mm	60 minutes
	BIOGEL Revolution	2 – 15mm	40 minutes

MULTIPANEL Pty Ltd  
11 Sonia Street, Carrum Downs  
Victoria Australia 3201  
Phone +61 3 9787 2544  
Fax +61 3 9787 9582  
Email info@multipanel.com.au  
www.multipanel.com.au

