



ARDEX SE

Coloured Silicone for Sanitary Installations

Flexible sealant for use in tile movement and connecting joints

Colour matched to popular grout and sanitary ware

Elastic – withstands 25% total movement of original joint width

Easy to apply and smooth off

UV resistant – use indoors or outdoors

Waterproof – suitable for wet areas such as showers

Contains fungicides to combat mould growth

Low VOC content – meets Green Building Council of Australia
Green Star IEQ-13 requirements

ARDEX Australia Pty Ltd
20 Powers Road
Seven Hills NSW 2147
Tel: (02) 9851 9199
Email: techinfo@ardexaustralia.com
Internet: www.ardex.com

ARDEX New Zealand Ltd
32 Lane St, Woolston
Christchurch, New Zealand
Tel: (03) 384 3029
Email: techinfo@ardexaustralia.com
Internet: www.ardex.com

ARDEX SE

Coloured Silicone for Sanitary Installations

DESCRIPTION

ARDEX SE is an acetic cure silicone sealant which is ideal for use in tiling applications due to the superior bond achieved when being used with glazed surfaces such as ceramic tile. Due to its high elasticity, ARDEX SE is able to accommodate movement up to 25% of the original joint width. It is exceptionally easy to apply and smooth, curing to form a permanently elastic, waterproof and dustproof joint seal.

ARDEX SE meets the Green Building Council of Australia Green Star IEQ-13 requirements.

USE

ARDEX SE is ideal for applications such as movement joints (between tiles); corners (tiled wall and floor); connecting joints between tiled surface and bench tops, bath edges, cupboards and splashbacks. Ideal areas of application include bathrooms, showers and kitchens; doors, windows and fixtures; balconies, patios and facades.

SUBSTRATES

ARDEX SE is ideal for glazed and unglazed ceramic tiles, enamel, laminated kitchen benches, aluminium, glass, porcelain and sanitary acrylics.

PREPARATION

Joints and surfaces must be firm, sound, dry, clean and free from grease, oil, dirt, soap and old paints. To achieve a neater finish and to avoid getting silicone on the tile or stone, mask joint edges with tape.

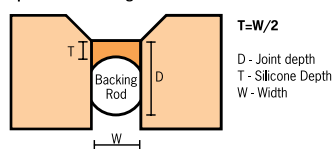
JOINT DESIGN

Where possible, the silicone should be at a 2:1 ratio (width:depth). For internal joints the width and the depth of the joint should be minimum 5mm, and for external joints 10mm. Maximum joint width is 30mm and depth 15mm. For joints greater than 10mm deep a backing rod should be used. The silicone should only be fixed to two surfaces to allow movement. Hence on flat joints use a polyethylene tape or release agent to prevent a 3 side adhesion of the silicone.

Please observe the following depth of silicone in regard to the width of the joint:

Width	Depth
5 - 10mm	as width min. 5mm
10mm	8 - 10mm
15mm	8 - 12mm
20mm	10 - 14mm
25mm	12 - 18mm

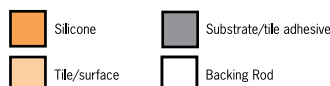
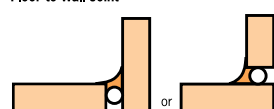
Optimum Joint Design



Flat Joint



Floor to Wall Joint



APPLICATION

Apply at temperatures between 5°C to 40°C. Trim end of nozzle to obtain the correct bead width and place cartridge in applicator gun. Apply sealant in a steady continuous bead ensuring good contact with both sides of the joint to achieve the required adhesion. Tool off with a moistened spatula to finish the joint smoothly before a skin forms, approximately 10 minutes. While the silicone is still wet, clean off any excess. If joint edges have been masked, remove tape whilst the sealant is still wet.

If the silicone has dried on the surface, clean with white spirit solvent to soften the silicone then scrape off with a blade. Do not paint over the silicone.

COVERAGE

Coverage will vary according to joint width and depth, as well as the type and method of application. The figures below can be used as a guide for flat joints.

Joint Size (mm) width x depth	Linear Metres/ cartridge
5 x 5	12
10 x 10	3
20 x 10	1.5
30 x 15	0.7

PACKAGING

ARDEX SE is packed in plastic cartridges – net volume 310mL.

SHELF LIFE

ARDEX SE has a shelf life of not less than 24 months when stored in the original, unopened packaging, in a dry place at 23°C and 50% relative humidity.

Pay attention to the following:

To support the antifungal agent, it is recommended to regularly clean the joint and surrounding surfaces with detergents and disinfectants. Dirt and soap that often remains on the joint is ideal grounds for mould growth.

Do not use in continuous immersion applications e.g. swimming pools or with waterproofing membranes, use ARDEX ST.

ARDEX SE is water resistant; however rules of undertile waterproofing must still be maintained.

Not suitable for painting over or load bearing construction.

Fresh spills can be removed with a thinner, after curing it is only possible by mechanical means if the substrate is suitable.

On painted surfaces and plastic substrates a trial application is recommended. In contact with bituminous substrates or if iodine developing cleaning agents are used, discolouration may occur.

ARDEX SE is not suitable for use with bitumen, marble, natural stone, certain metals (brass, copper) and tar due to discolouration or polyethylene, butyl, EPDM, rubber, neoprene and Teflon due to lack of adhesion.

SAFETY PRECAUTIONS

ARDEX SE is non-hazardous and non-dangerous. Use in well-ventilated areas. Avoid skin and eye contact. If uncured material makes contact with the eye, rinse with plenty of clean water for at least 15 minutes and seek medical advice.

In case of skin contact, wipe off and wash with soap and running water. If respiratory discomfort is experienced, move to an area for fresh air. If swallowed, drink large quantities of water in small portions, do not induce vomiting and seek medical advice.

For further material safety data, consult the latest Material Safety Data Sheet.

TECHNICAL DATA

Colours:

Travertine, Alabaster, Buff, Ultrawhite, Havana, Todd River Sand, Charred Ash, Misty Grey, Slate Grey, Midnight, Mudberry, Magellan Grey

Form:

Coloured paste

Application Properties at 23°C and 50% RH

Joint Width: Up to 30mm
Skin Forming Time: 10 – 12 minutes
Curing Time: Approx 2mm/day, 7mm/week

Underfloor Heating:

Yes

Application Temperature:

5°C to 40°C

Mechanical Properties (AS 4992)

Temperature Resistance:

-40°C to +180°C

Elongation:

± 25% of joint width

E-Modulus 100%:

Approx 0.4N/mm²

Hardness, Shore A:

Approx 25

ARDEX Australia Pty Ltd

Technical Services Toll Free: 1800 224 070

NSW Ph (02) 9851 9100

QLD Ph (07) 3817 6000

SA Ph (08) 8406 2500

WA Ph (08) 9256 8600

VIC/TAS Ph (03) 8339 3100

ARDEX New Zealand Ltd

Technical Services Toll Free: 0800 227 339

Auckland Ph (09) 580 0005

Wellington Ph (04) 568 5949

Christchurch Ph (03) 373 6900

DISCLAIMER

The technical details, recommendations and other information contained in this data sheet are given in good faith and represent the best of our knowledge and experience at the time of printing. It is your responsibility to ensure that our products are used and handled correctly and in accordance with any applicable Australian Standard, our instructions and recommendations and only for the uses they are intended. We also reserve the right to update information without prior notice to you to reflect our ongoing research and development program. Country specific recommendations, depending on local standards, codes of practice, building regulations or industry guidelines, may effect specific installation recommendations. The supply of our products and services is also subject to certain terms, warranties and exclusions, which may have already been disclosed to you in prior dealings or are otherwise available to you on request. You should make yourself familiar with them. © ARDEX Australia Pty Ltd 2011.

All aforementioned products are the trade marks of ARDEX Australia Pty Ltd, its licensors and affiliates.